

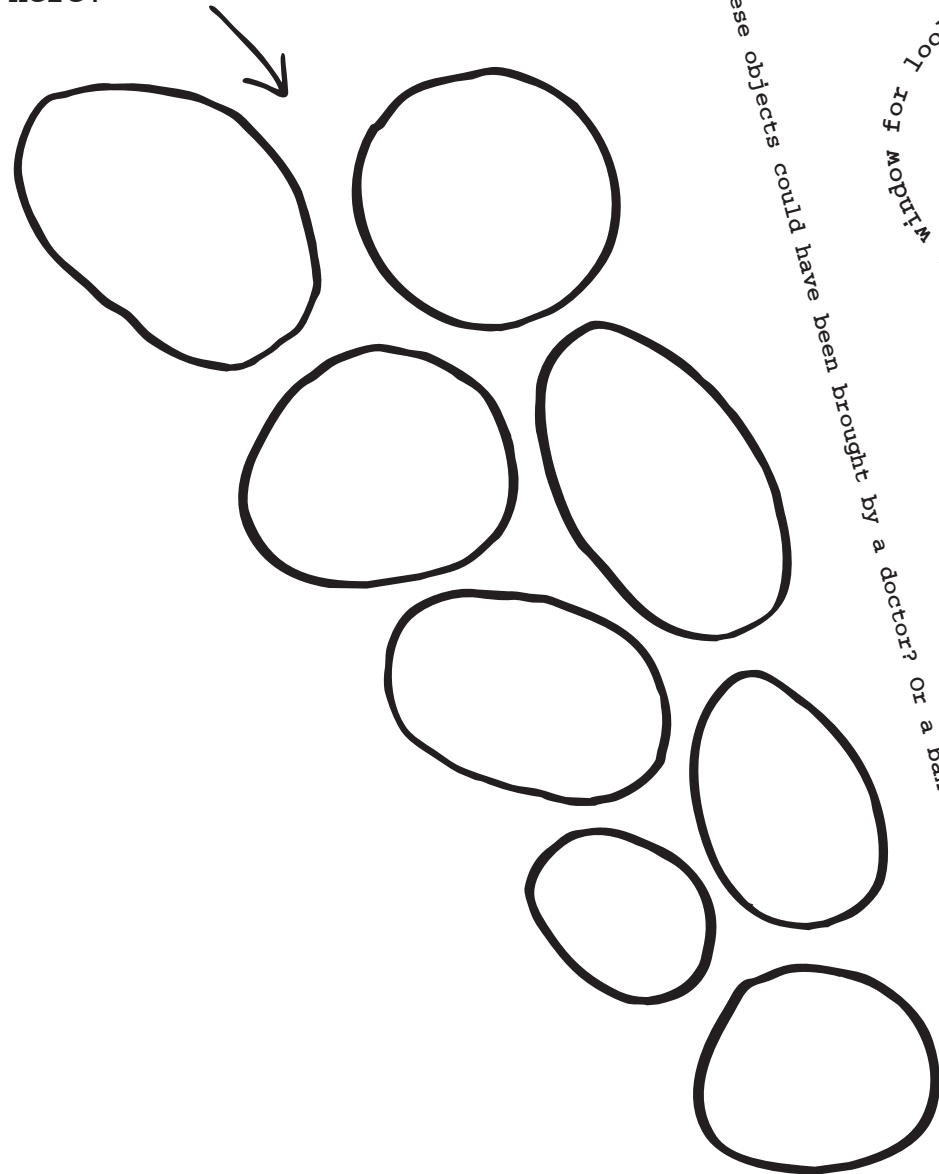



- 1 Go to the **GARBAGE WALL** and look at the objects on the wall for 10 seconds. Turn around. What objects did you see? 
How many objects can you list? 
Did you recognise all the objects?
Draw here!



- 2 Which of these objects could have been brought by a doctor? Or a baker? What would you bring?
3 Find the window in the exhibition hall where you can see the Kumu courtyard and Anu Vahtra's **IRON BEAMS**. 


A window for looking into the future!
Tear here!


All the young people who participated in the construction of the Kumu Garbage Wall brought at least one object with them that was no longer useful.

The Garbage Wall is a good example of how Gordon Matta-Clark is able to involve the community and direct attention to social problems. The wall is constructed of available old materials that have been given new functions.


4 Look through the hole and imagine that you are looking at the future. Imagine what the Kumu courtyard will look like in 20 years ?


Gordon Matta-Clark noticed incidental environments in the public space and believed that they were worth photographing, thereby increasing their value.

- 5 Find the following objects in Gordon Matta-Clark's photo series called **Untitled (ANARCHITECTURE)**: 



- 6 If you encountered such a scene, would you photograph it? Would you show your friends such a picture ?

- 7 Study the patterns on the **WALLS PHOTOGRAPHED** by Gordon Matta-Clark. 
Take notice of the shapes, colours, lines and surfaces. Form a frame with your hands and search for interesting places on the walls and floors of the exhibition space.

- 8 Draw the most interesting place 
here or solve the assignment with a mobile phone!

**GORDON
MATTI-CLARK** ANARCHITECT
22.02.-08.06.2019
ANU VAHTRA COMPLETION
THROUGH REMOVAL

Graffiti got its start when teenagers in New York started to write their names or nicknames on walls in the public space. In this way, they made themselves visible in the public space and attracted attention.


12 Take a closer look at the works in which Gordon Matta-Clark has cut various shaped **OPENINGS** into the walls, floors and ceilings of buildings. Select one opening (square, circle, curve etc.) and bend your body into this shape. Try to move in this position.

9 What is the surface on which the **GRAFFITI** in Gordon Matta-Clark's photos has been painted? Where have you seen graffiti? Would you photograph graffiti if you saw it on the street? Should all kinds of writing in the city space be recorded?


10 See how many times you can find the tag "E-Z 129" in the photos.



11 Imagine that you are a graffiti artist. Examine the various graffiti words, colours and symbols in Gordon Matta-Clark's photos. What would you write? Design your own graffiti tag here.



The goal of a graffiti tag is to make it hard to read the message and to create interest in the message.



14 Indicate what the wall is made of:

- wood
- marble
- metal
- hard work
- insulation
- concrete
- plastic
- stone
- paper
- particle board

Could the walls and supporting columns in the exhibition hall be crooked? Would this affect how you feel in this space?

ACTIVITY ROOM

15 To find the activity, look for the wallpapered corner! Don't forget to leave your own tag on the graffiti wall in the activity room!

16 Tear the last two holes and fold the worksheet!

BEFORE LEAVING!

17 Look down into the hall! Do you see how the exhibition hall is built? Do you see all the walls and columns? Find a place where all the columns are visible from the openings cut into the walls.

18

19 As you leave the exhibition hall, look at the Kumu model. What shape does it remind you of? What are the similarities between the cut-outs of Gordon Matta-Clark's buildings and the shape of the Kumu building?

13 Just like Gordon Matta-Clark, the artist Anu Vahtra has also made **CUTS INTO THE WALLS** in the exhibition hall. Use the opening cut into the wall in order to take a peek at the wall's construction and the materials it is made of.

KUMU